

Design Year :

It is the year of the design plans that were used for building the boat.

In case of major evolution affecting the hull (change of the keel shape, change of position of the rudder, addition of a rear centreboard, etc) the design year will be based on the new design year after the change.

Launch year :

It is the year of the launch of the boat or the year when the construction finished, if different.

For boats whose hull has been rebuilt, the year of the rebuilding has to be used. A hull is "rebuilt" when at least two thirds of the structure and planking were changed.

In case of major evolution affecting the hull (change of the keel shape, change of position of the rudder, addition of a rear centreboard, etc) the launch year will be based on the new launch year after the change.

Displacement

Loaded displacement, the boat being ready to sail but with no crew onboard.

Sail material :

Mainsails, mizen sails, headsails and reaching sails.

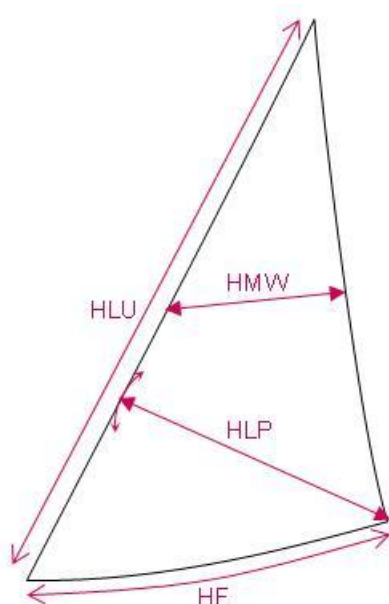
Type 1 : sails made of woven natural material (cotton, linen, hemp) will receive a bonus.

Type 2 : the following type of material are considered as standard material for the sail, the batten gussets and strengthening pieces. Woven polyester fabrics (PET, PEN, DACRON, VECTRAN) , high density polyethylene fabrics (Dyneema) and laminated fabrics with polyester scrim core (PET, PEN) and with polyester woven taffeta either side.

Type 3 : The following types of material are allowed but will be penalised. Sails made of laminated polyester fiber between 2 mylar films (film / film), Aramid, carbon, technora, twaron, vectran and other "exotic" fibers made of stitched panels, as well as membrane (3DL, DIAXM, TAPE DRIVE, TRILAM, FUSION or similar), with or without taffeta.

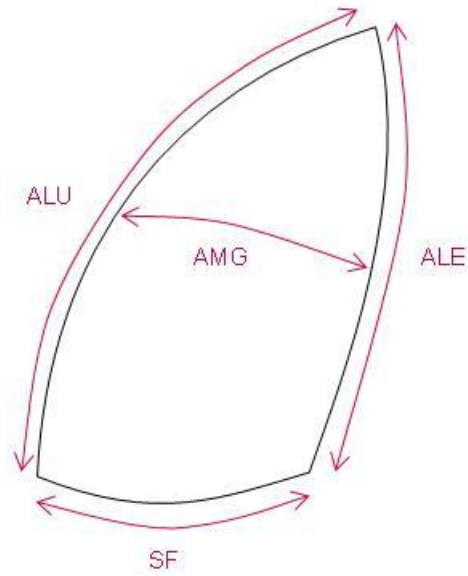
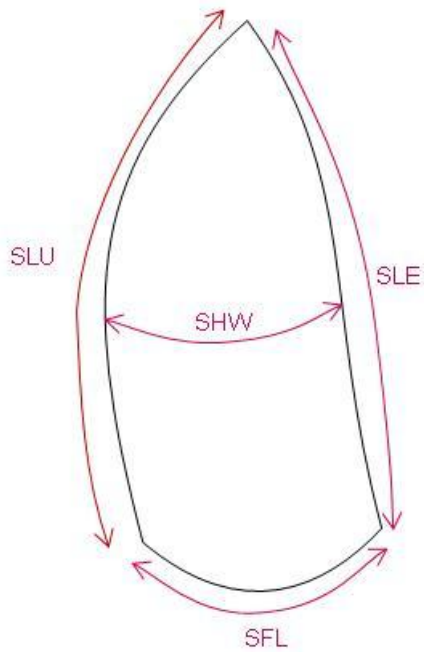
Spinnakers and other downwind sails:

Spinnakers and other downwind sails shall be made of nylon or other similar polyamide fabrics.

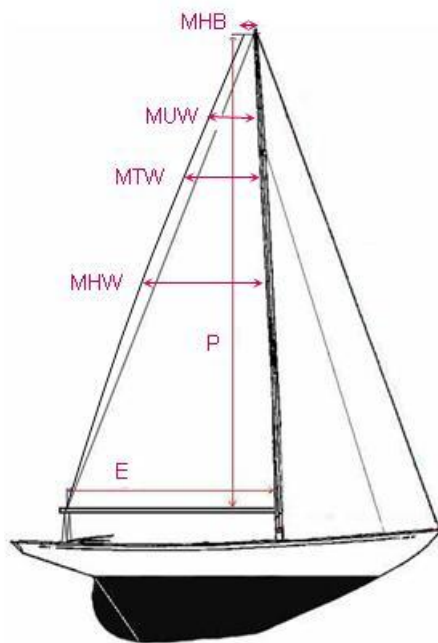


Headsails : is a sail that has its luff attached to a stay and with a half width (HMW) less than 55% of its foot (HF).

Cruising chute : A triangular sail for reaching has a half width (HMW) greater or equal to 55% and shorter than 75% of its foot (HF).



Downwind sails : a downwind sail (symmetric or asymmetric spinnaker) has a half width length SHW or AMG greater than 75 % of its foot SFL or SF.



Mainsail leech round : The maximum leech round of bermudan sails is limited to:

- MHW (half width) $\leq 65\%$ E,
- MTW (three quarter width) $\leq 38\%$ E,
- MUW (seven-eight width) $\leq 22\%$ E
- MHB (top width) $\leq 4\%$ E ou 0.152 m.